

Matching COLORS

FILE
FOLDER
GAME

by quennielim.com

FREE PRINTABLES





Terms of Use




This printable is free for use. It is designed for both parents and classroom teachers! Please direct those who would like a copy of this work to my website www.quennielim.com so they can benefit from more printables too!


I love to receive feedback on all the blogs, guides, and worksheets I create so feel free to drop one so I would know if it is useful for you!

If you have concern, need something to modify, or have a worksheet request, drop me an email at teachingparentsautism@yahoo.com!






RED



YELLOW



BLUE



GREEN



PURPLE



BLACK



PINK



BROWN

RED

YELLOW

BLUE

PURPLE

GREEN

BLACK

PINK

BROWN

A Guide On How To Use



When matching, we also need to follow methods on how to present to our children with autism.

Some children are ready to be given words and others need to learn picture to picture.

Here are some combinations of worksheet that you can give to your child depending on his ability.


On the left, the page where they will match the pieces. On the right, the page where you need to cut out the pieces.



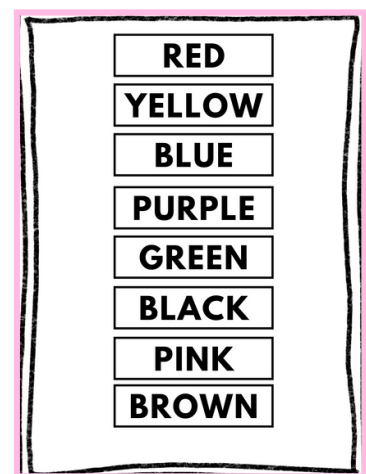

A.
Picture to
picture



B.
Picture to
word (for
emerging
readers)



C.
Word to
written word
only (for
emerging
readers)



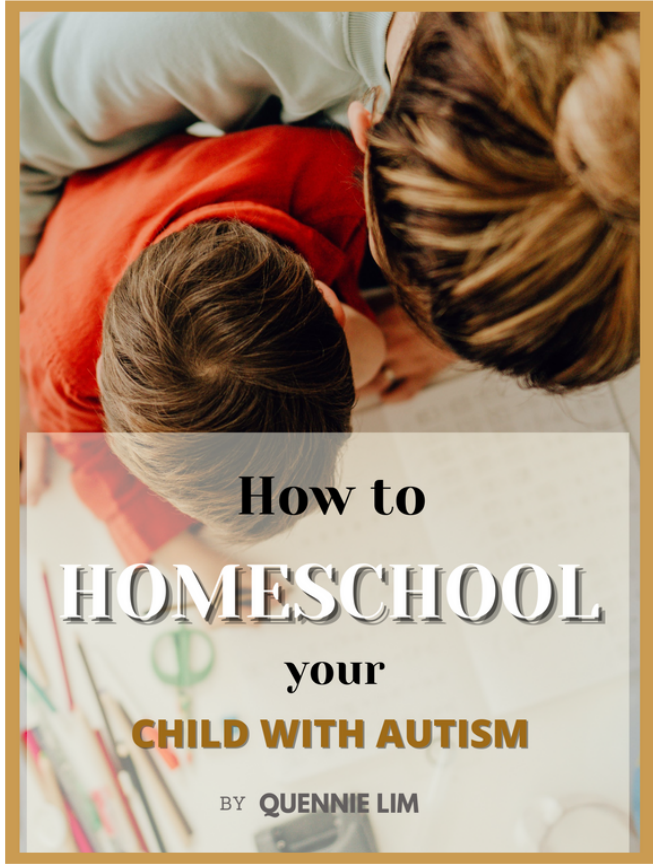


D.
Picture to
written
words



RED
YELLOW
BLUE
PURPLE
GREEN
BLACK
PINK
BROWN

You May Also Like...



This ebook guide will help you understand how you can set up a workspace that is conducive for your child with autism when doing worksheet! Check the GUIDES section in my website to learn more!

www.quennielim.com